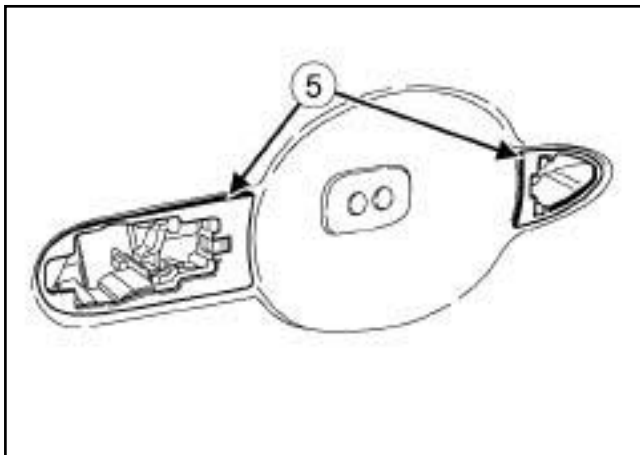


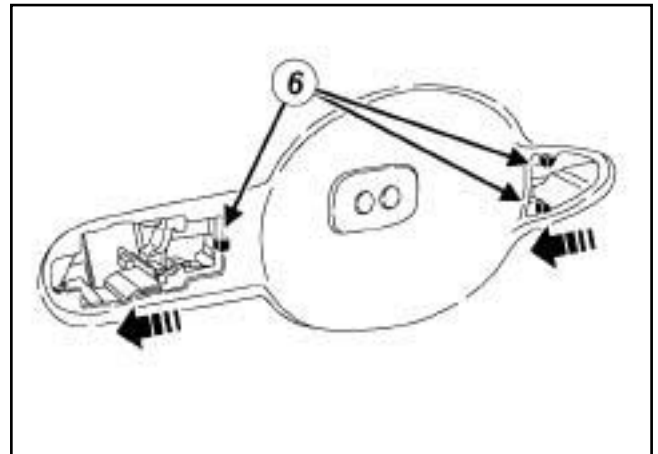
131875

- ❑ Remove the handle in the direction of the arrows (3) and (4) .



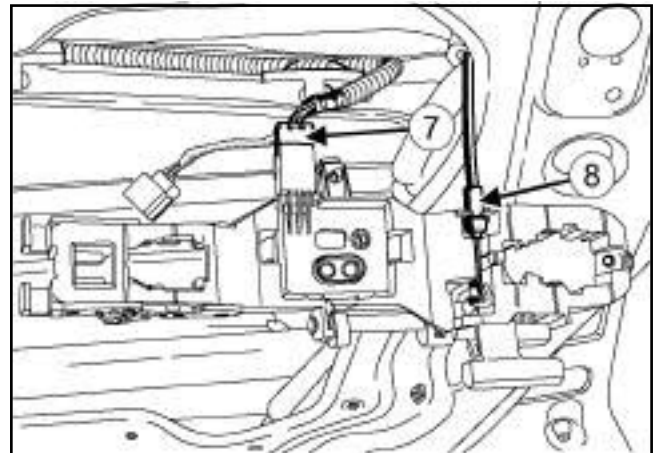
131876

- ❑ Remove the exterior door handle seals (5) .



131877

- ❑ Unclip the exterior door handle module at (6) while pulling it towards the rear.



131878

- ❑ Disconnect:
 - the optical sensor connector (7) (depending on equipment level),
 - the door handle module door lock cable (8) (depending on equipment level).